



HIGH VOLUME PUMPS

The Dutch shaftless electric pump solution



2025

CATALOGUE

Shaftless Electric Pumps



HIGH VOLUME PUMPS

Unlocking high efficiency with the
ultimate volume performance

// TABLE OF CONTENTS

Introduction

About the Company	01
Our Technology	03
Competitive Advantages	04

Pumps capacity 09

Pumps accessories 10

Configurations 05

Pumps 07

// INTRODUCTION: ABOUT THE COMPANY

We are a Dutch manufacturer for shaftless electric pumps. We develop and manufacture electric pumps from 0.5 to 75.0kW for industrial, subsea and private applications.

With our specialized team, we have created the perfect pump. A pump which weighs little, is relatively small and has high volume power. These benefits make sure that we can provide our customers the perfect fit for their applications.

Our production is located in the Netherlands. This makes monitoring quality a lot easier. Which allows us to guarantee that the quality of our products is very high.

User-friendly

Our pump does not weigh much, is relatively small and there is almost no maintenance required.

Quality control

Our production, R&D, and office are based in the Netherlands to ensure product quality.

Sustainable impact

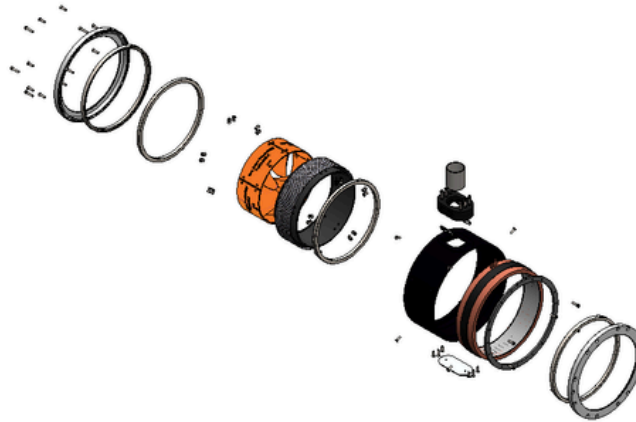
Our electric pump has a beneficial effect on air quality, noise pollution and the climate.



// **INTRODUCTION: OUR TECHNOLOGY**

A HighVolume Pump contains it's electric winding in the outer (stator) housing. This housing is casted with epoxy to avoid any use of sealings. The inner housing which contains the magnets is also potted to avoid any internal corrosion. The bearing system is water lubricated and will last for thousands of hours by normal use.

Each part has been simulated via CFD analysis and intensively tested in real circumstances.



// INTRODUCTION: COMPETITIVE ADVANTAGES



Our electric pumps deliver **high volume**, low-power performance for optimal efficiency.

Our electric pumps boast **limited dimensions** for efficient and space-saving projects.

With our pumps, it is possible to pump up **contaminated water**.

No center shaft **limits** the chance that vegetation, fishing ropes or plastic will get stuck in the propeller.

The pump has been designed by our engineering department to require almost **no maintenance**.

// CONFIGURATIONS

PUMPS

Electric pumps 0.5 – 75.0 kW



Pump 0.5 – 5.0kW



Pump 8.0 – 15.0kW



Pump 25.0 – 75.0kW

ACCESSORIES

Optimize with the right accessories



1 Tunnelset



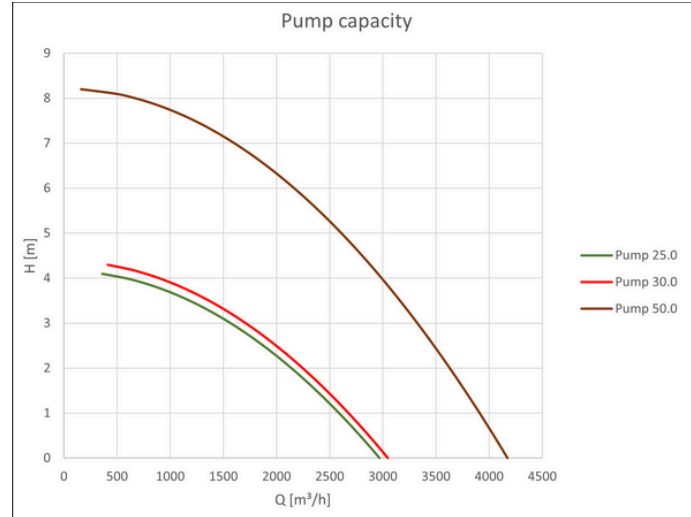
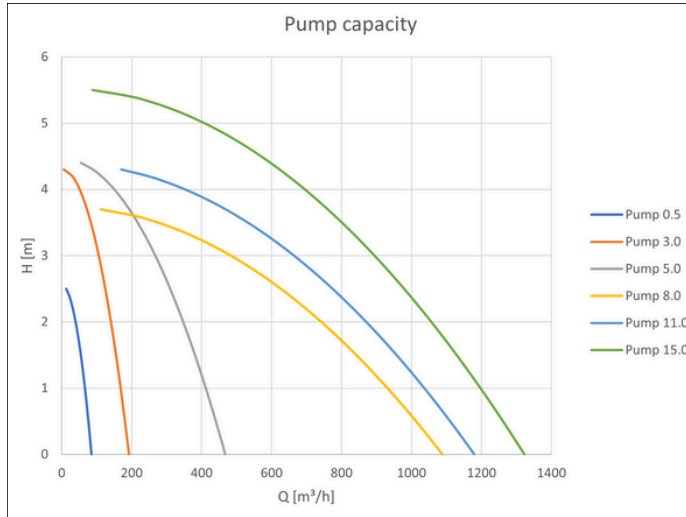
2 Flow ring



3 Mounting flange

// PUMPS CAPACITY

A Rim Drive contains its electric winding in the outer (stator) housing. This housing is casted to avoid any use of sealings. The inner housing which contains the magnets is also potted to avoid any internal corrosion. The bearing system is water lubricated and will last for thousands of hours by normal use.



// PUMPS



Electric pump



Water lubricated



Low in maintenance

	Pump 0.5	Pump 3.0	Pump 5.0	Pump 8.0	Pump 11.0
Input power*	500 Watt	3.000 Watt	5.000 Watt	8.000 Watt	11.000 Watt
Voltage	48V or 230V	24V, 48V, 230V or 400V	24V, 48V or 400V	48V or 400V	48V or 400V
Weight dry (kg)	2.5	3.5	5	11	11
Waterproofness	IP68	IP68	IP68	IP68	IP68
Efficiency	> 87%	> 87%	> 87%	> 87%	> 87%
Outside diameter	108mm	141mm	191mm	290mm	290mm
Length (excl. flange)	76mm	110mm	110mm	110mm	110mm
Propeller diameter	65mm	86mm	86mm	168mm	212mm
RPM Control**	Manual or CAN (Other on request)	Manual or CAN (Other on request)	Manual or CAN (Other on request)	Manual or CAN (Other on request)	Manual or CAN (Other on request)
Flow rate*	85 m3/h	193 m3/h	465 m3/h	1089 m3/h	1180 m3/h

*Depending on configuration, water temperature, propeller, cables and motor controller cooling.

**The combination of 230V/400V and the CAN (other CM) involve additional costs.



One day installation



Light weighted



Low in maintenance

Pump 15.0	Pump 25.0	Pump 30.0	Pump 50.0	Pump 75.0
15.000 Watt	25.000 Watt	30.000 Watt	50.000 Watt	75.000 Watt
48V or voltage on request	96V or voltage on request	110V or voltage on request	400V or voltage on request	400V or voltage on request
15	70	70	70	75
IP68	IP68	IP68	IP68	IP68
> 87%	> 87%	> 87%	> 87%	> 87%
290mm	470mm	470mm	470mm	470mm
145mm	180mm	180mm	180mm	218mm
212mm	341mm	341mm	341mm	341mm
Manual or CAN (Other on request)	Manual or CAN (Other on request)	Manual or CAN (Other on request)	Manual or CAN (Other on request)	Manual or CAN (Other on request)
1323 m3/h	2970 m3/h	3047 m3/h	4173 m3/h	4400m3/h

// PUMPS ACCESSORIES



1 Tunnel set

The pump is suitable for easy installation in a tube or tunnel. We are able to deliver a customized connector to any diameter you prefer. If you would like to make your own connector please get in contact with our sales department to make sure you get all dimensions you need.



2 Flow ring

The inlet flow ring is an innovative and highly efficient solution designed to optimize water intake for your pump. It is specifically engineered to 'suck' water smoothly and effectively into the pump, ensuring maximum performance and reliability.



3 Mounting flange

The mounting bracket has been developed to realize a plug and play installation. In case a custom mounting is preferred you can contact our sales team to discuss the possibilities.



Powerful
Sustainable
Lightweight

The Blend For
Perfection



HIGH VOLUME PUMPS

The Dutch shaftless electric pump solution



High Volume Pumps



www.highvolumepumps.nl



+31 (0) 85 482 48 55



info@highvolumepumps.nl

Wanraaij 33, Andelst.
The Netherlands